parasol program 2016

specifications | parts package | operating instructions | care & maintenance

global headquarters
2900 NW 35th Street, Miami, FL 33142 USA / 305.634.5116
info@tuuci.com

TUUCI®
made in miami

Chick-Fil-A Parasol Platform



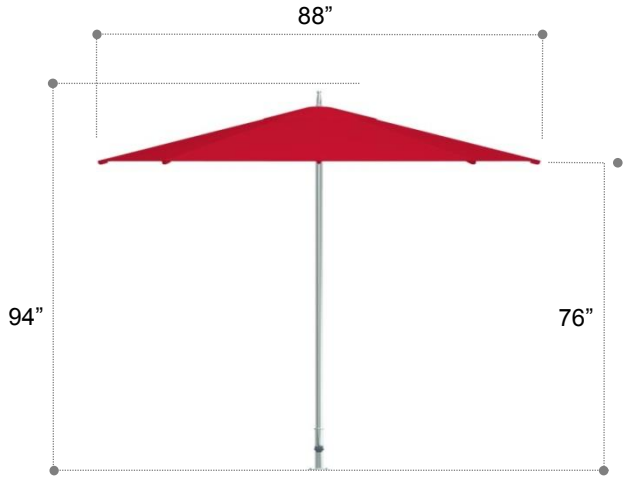

TUUCI 7.5’ Oct Ocean Master Parasol

Frame Construction:

- Armor-Wall™ Aluminum Mast
- TUUCI’s Patented Independent Bracket Hub System
- Manual Lift with Stainless Steel Security Pin
- Stainless Steel Hardware
- Modular Design Allows for Easy Parts Replacement

Canopy Construction:

- 100% Solution Dyed Acrylic Jockey Red Canopy with Wind Vent
- Ballistic-Reinforced Vent and Pocket Construction
- Market Profile Canopy with Single Vent
- No Logo

TUUCI®
made in miami

Stainless Steel Deck Mount with hitch pin

95LBS ACF BASE w/ WHEELS



BASE: 24”/95 lb aluminum, concrete filled base with stainless steel security plate, “star” handle security knob, and wheels.

Ocean Master Operating Instructions

1. Remove all packaging from umbrella.
2. Place Umbrella in ABOVE-GROUND base.

3A. Secure with latch in the down position. Tighten Star-knob to center pole or 3B.

3B. Tighten Star-knob to center pole or 3C.

3C. Insert umbrella in IN-GROUND base, turning clockwise until fully seated.

4. Gently separate EACH RIB INDIVIDUALLY from center post, approx. 4-6"/10.2-15.2Cm. If rib does not move easily, do not force. Inspect product for additional packaging.

5. Gently pull cord moving main hub (Part A) up center pole into open position or 6B

6A. Secure parasol in open position using security pin. (Part H) or 6B

6B. Secure marine rope in cam locking cleat on main hub, and hang excess rope coil on rope hook.

7. Close umbrella during wind conditions conditions that exceed manufacturer's specifications of 20mph.

8. Close umbrella when not in use.

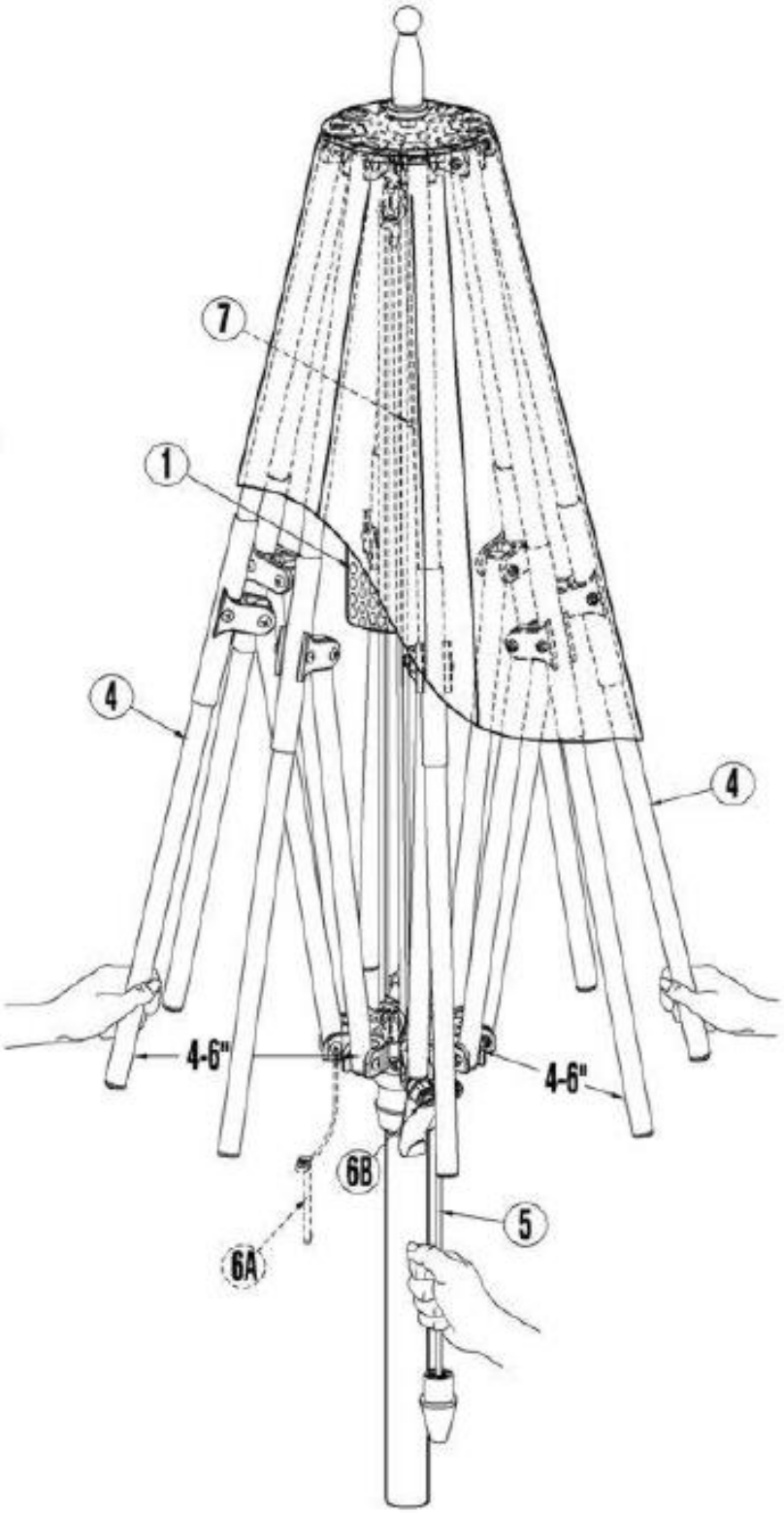

TUUCI®
made in miami